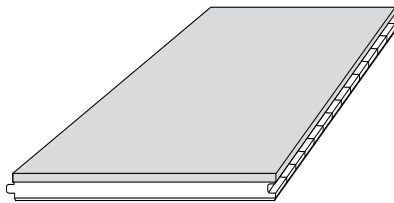
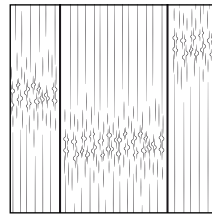


MOSO® bamboonoble (engineered board)

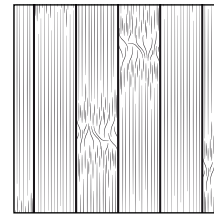
MOSO® Bamboo Noble is, together with MOSO® Bamboo Plex, the widest flooring board MOSO® has to offer. MOSO® Bamboo Noble consists of 3 layers, with a bamboo top layer. The other layers are made of soft wood, the middle layer being cross pressed to maximise stability. In addition to the normal tongue and groove connection, the boards are also available with a click system which facilitates installation without using glue.




Plain Pressed



Side Pressed



High Density*



PP: Plain Pressed, **SP:** Side Pressed, **HD:** High Density*, **L:** Lacquered Bona 80 g/m², **O:** Pre-oiled Woca Air Dried (to be re-oiled after installation), **SE:** Sharp Edge, **NB:** "Nano" bevel, approx. 0,1 mm (barely visible), *) With Click system.

Natural	Caramel	Style	Finish	Edges	Dimensions (mm)	Box Content (pcs.)	Box Content (m ²)
	BF-SW350	PP	L	SE	2200x190x15	8	3.344
	BF-SW450	SP	L	SE	2200x190x15	8	3.344
	BF-SW351	PP	O	SE	2200x190x15	8	3.344
	BF-SW451	SP	O	SE	2200x190x15	8	3.344
BF-SW200*	BF-SW250*	HD	L	NB	1850x142x15	8	2.012
BF-SW320*	BF-SW370*	PP	L	SE	2200x190x15	8	3.344
BF-SW420*	BF-SW470*	SP	L	SE	2200x190x15	8	3.344
BF-SW321*	BF-SW371*	PP	O	SE	2200x190x15	8	3.344
BF-SW421*	BF-SW471*	SP	O	SE	2200x190x15	8	3.344

installation summary (full version available on www.moso.eu/bamboo-noble)

- Check room climate conditions (room temp. 18-21°C, air humidity 40-65%).
- Check subfloor: this should be flat/clean/stable and should not exceed the maximum allowed moisture content (for example 1.8% for sand cement).
- The floor should be installed floating (max width 7 m, max length 12 m, using expansion gaps) but can also be fully glued to the subfloor.
- If your Bamboo Noble floor is equipped with a click system, you can install the floor without using glue.
- This floor type can be installed - under certain conditions - on floor heating / cooling. ► www.moso.eu/floorheating-cooling
- After installation: make sure proper cleaning and maintenance is done, fitting to the chosen finish. For oiled finish: the floor has to be re-oiled after installation. Polish the oil with a red pad or patina disc (possibly afterwards with white pad).

technical characteristics and certifications

- Density (Toplayer): +/- 700 kg/m³ (SP/PP), +/- 1050 kg/m³ (HD)
- Top layer thickness / Wear layer: approx. 4 mm
- Shrink/Swell bamboo: 0.14% per 1% change in Moisture Content (SP/PP)
- Equilibrium MC: 10% at 20°C and 65% rel. Air Humidity (SP/PP)
8% at 20°C and 50% rel. Air Humidity (SP/PP)
- Resistance to Indentation - Brinell Hardness: ≥ 4 kg/mm² (SP/PP), ≥ 9.5 kg/mm² (HD) (EN 1534)
- Reaction to fire: Class Dfl-s1 (EN 13501-1)
- Formaldehyde emission: Class E0 (< 0.025 mg/m³) ²⁾ Class E1 (< 0.124 mg/m³, EN 717-1)
- Thermal conductivity: 0.13 W/mK (SP/PP), 0.14 W/mK (HD) (EN 12667)
- Thermal resistance: 0.1152 m²K/W (SP/PP), 0.1074 m²K/W (HD) (EN 12667)
- Contribution LEED BD+C - v4: EQ2 v2009: MR 6, IEQ 4.3
- Contribution BREEAM: HEA 2, MAT 1, MAT 5 (HD)
- Guarantee: 30 years

²⁾ E0 Class is an unofficial formaldehyde emission class, but it is commonly used to indicate that the product has a very low emission, not detectable (n.d.) emission or is produced with No Added Formaldehyde (NAF) glues. E0 products automatically qualify for the official E1 Class according EN 717-1.