



bamboox-treme® decking maintenance & cleaning



Surface of MOSO® Bamboo X-treme® with different maintenance and cleaning scenarios: weathered, dirty decking (left), weathered, cleaned decking (middle), and re-oiled decking (right).

maintenance with Sikkens Cetol WF771

The maintenance and cleaning of the MOSO® Bamboo X-treme® decking is similar to other tropical wood, with the difference that the water-based saturator oils provide greater protection than traditional oils. Sikkens Cetol WF 771 water based saturator oil is recommended for optimal protection.

cleaning

- Wet the deck well with clean water. Apply SIKKENS WV 840 with a synthetic roller (wall roller with long pile) or a brush.
- Scrub the greyer parts with a nylon brush.
- Leave on for 15-20 minutes.
- Rinse thoroughly with plenty of water or water at high pressure (maximum 60 bar and 50cm away from the surface of the deck to avoid damage). Do not use strong jets of water close to the surface, as this may cause the fibres to lift and the bamboo material to be damaged.
- Allow the wood a minimum of three days to dry in warm, dry weather
- You can then apply the water-based saturator oil SIKKENS Cetol WF 771.

application of oil

- Always make sure the decking is clean, dry, free of dust or dirt, and without any coating. Never work on a deck in direct sun.
- Brush the deck with a silicium carbid brush or machine disk. If this does not give a satisfactory result, the surface can be sanded using a machine with 80 grit.
- Stir the saturator oil before and during the application to avoid colour variation.
- Apply one coat of saturator to the deck surface with a brush, a roller, a spray or an airless spray gun (35 to 65 bars), for a maximum of half an hour.
- Repeat to apply a second coat after 30 minutes, once the wet look has disappeared.
- Important: remove any excess product before it dries, to avoid any dripping or glossy areas. The saturator must penetrate the material and not remain on the surface, so that it dries leaving a matt look.
- Pay attention to the head end joints and cut ends, which tend to absorb more water, and saturate well to minimise water ingress.

theoretical yields

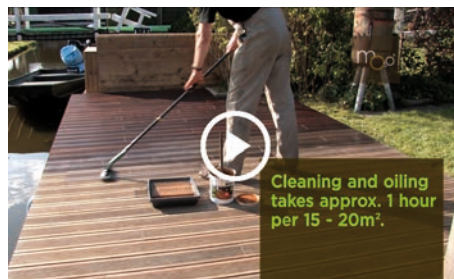
- WV 840: 8 to 15m² / litre.
- Cetol WF 771 - for the first treatment: 8 to 9m² / litre (for 2 coats of saturator)
- Cetol WF 771 - for periodic maintenance: 14 to 15m² / litre (for 1 coat of saturator)

maintenance flat side

Please be aware of the fact that on the flat surface, irregularities in the surface (e.g. cracks, splinters) are better visible than on the ribbed surface. If regular maintenance with a water based decking oil is performed, this will be reduced.

risk of self-ignition

Due to the risk of self-ignition it is important that oil-wetted cloths are soaked in water and are disposed in a tightly closed container after use.



Check out the maintenance movie at www.moso.eu/x-treme.

